



ECRAF - Conference

*Military Initiative on Road Safety
(Belgium)*

Sep 2017



Award

Road Safety Days

- introduction
- themes
- partners

Road Safety Weeks

SMART-project

Questions ?





**PRAISE - Preventing Road Accidents
and Injuries for the Safety of Employees**

ETSC - PRAISE Award 2016 “Public Authority”

Juryrapport :

“The Belgian military has demonstrated real commitment to work related road risk management for a very large and diverse government body, with an innovative and structured approach to behavioral change and risk reduction - with great results.”



Concept "Road Safety Days"

Bi-annual

- ☑ Target group :
 1. Drivers, Vehicle commanders & Pers in charge of Tpt
 2. Commanders & Staff Pers & Labour organizations
- ☑ Concept :
 1. Instructive displays and interactive workshops
 2. Seminar & Introduction of the training on simulators
- ☑ How long :
 1. 1 day / person
 2. 1/2 day / person (+ PM : optional "guided tour")

2013 → WWW.MIL.BE [film / pictures] or [YouTube](#) [film]
"Op weg met Defensie" [Dutch] / "La Défense tient la route" [French]

2015 → WWW.MIL.BE [film / pictures] or [YouTube](#) [film]
"Ik ging tien keer over de kop" [Dutch] / "Dix fois la tête en bas" [French]

2017 → 1.000
participants

Themes

"Road Safety Days"

1. Theory : Traffic regulation (*test & initiation E-learning*)
Defensive & eco-driving (*instructional film on driving behaviour*)
Risk perception (*test*)
Commuter traffic (*presentation*)
2. Blind spot (*mirror adjustment site & VR-goggles*)
3. Eco-driving (*practical : trucks / cars*)
4. Reaction in case of an accident or breakdown
(*first aid - procedures/administration - towing*)
5. Alcohol & Drugs (*prevention - effect : goggles*)
6. Seat belt & Speed (*quiz - tumble car - crash car - & reaction tests :
safety distance, brake test, use of telephone*)
7. Driving simulators (*truck - motorcycle*)
8. Safety & Security (*load securing - ADR - "spill drill" - ergonomics*)

Impression "Road Safety Days"



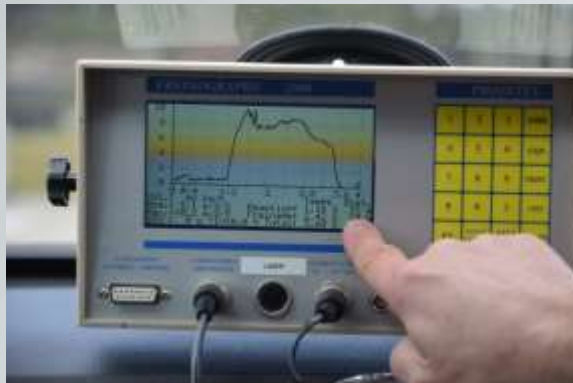
Impression "Road Safety Days"



Impression "Road Safety Days"



Impression "Road Safety Days"



Impression "Road Safety Days"



External partners **"Road Safety Days"**

✓ Federal Police (Road Police)



✓ Belgian Institute for Road Safety (BIVV)



✓ Social Fund for Transport & Logistics (SFTL)



✓ Flemish Employment Office (VDAB)



✓ Walloon Employment Office (FOREM)



External partners "Road Safety Days"

✓ Flemish Foundation for Traffic Knowledge (VSV)

✓ Towing service (ADB)



✓ Belgian Driver Licence Department (GOCA)



✓ Drive Up Safety (DUS!)



✓ Responsible Young Drivers



✓ France -



Defence partners **"Road Safety Days"**

- ✓ Driving Schools
- ✓ Medical Competence Centers
- ✓ Group Military Police
- ✓ Logistical Support Competence Center
- ✓ Department Well-being
- ✓ Environment Technical Units
- ✓ Land Component



"Road Safety Weeks"

In units :

- Integration of issues related to road safety in their training
 - f.i. first aid / health-issues / regulations / eco-driving / driver skills / prevention...
- Inform the personnel : flyers / intranet / marquee...
- Military Police organizes extra road controls



SMART-Project

Safety Monitoring & Advice for Road Transport



- Concept : *Transportadvisor* (“Master driver”) (supported by CO)

- Monitoring

- Not only focussing on the driver

- Advice

- A correct advice
 - advice rapport (if necessary)
- Motivating the driver



SMART-Project

2 Pillars

SMART-BOX

with LED-indicator



Start up :

- 104 commercial vehicles

Behaviour

- acceleration
- braking
- speeding
- idling

→ “real-time”
→ after the ride

VMB

Vehicle Monitoring Box



- 138 vehicles PIRANHA

Behaviour

- acceleration
- braking
- speeding
- idling

Technical facts

→ after the ride

SMART-Project

Ben jij ook een SMART-chauffeur?



Verkeersveiligheid is van iedereen!



.be

10

VUISTREGELS van een SMART-chauffeur

-  Controleer je voertuig vóór het vertrek.
-  Vermijd dode hoeken: stel je spiegels correct af.
-  Zero tolerance voor alcohol & drugs.
-  Motor aan: GSM uit.
-  Draag altijd de veiligheidsgordel (en zorg dat je lading is gezekerd).
-  Rij met een aangepaste snelheid.
-  Pas het eco-rijden toe (vermijd ook het stationair draaien).
-  Beheers steeds je voertuig: stuurhouding is belangrijk.
-  Neem op tijd een korte rustpauze (en eet iets gezond).
-  Hou met je voorligger een voldoende veiligheidsafstand aan.

Ben jij ook een SMART-chauffeur?

<http://bit.ly/mors>



Verkeersveiligheid is van iedereen!

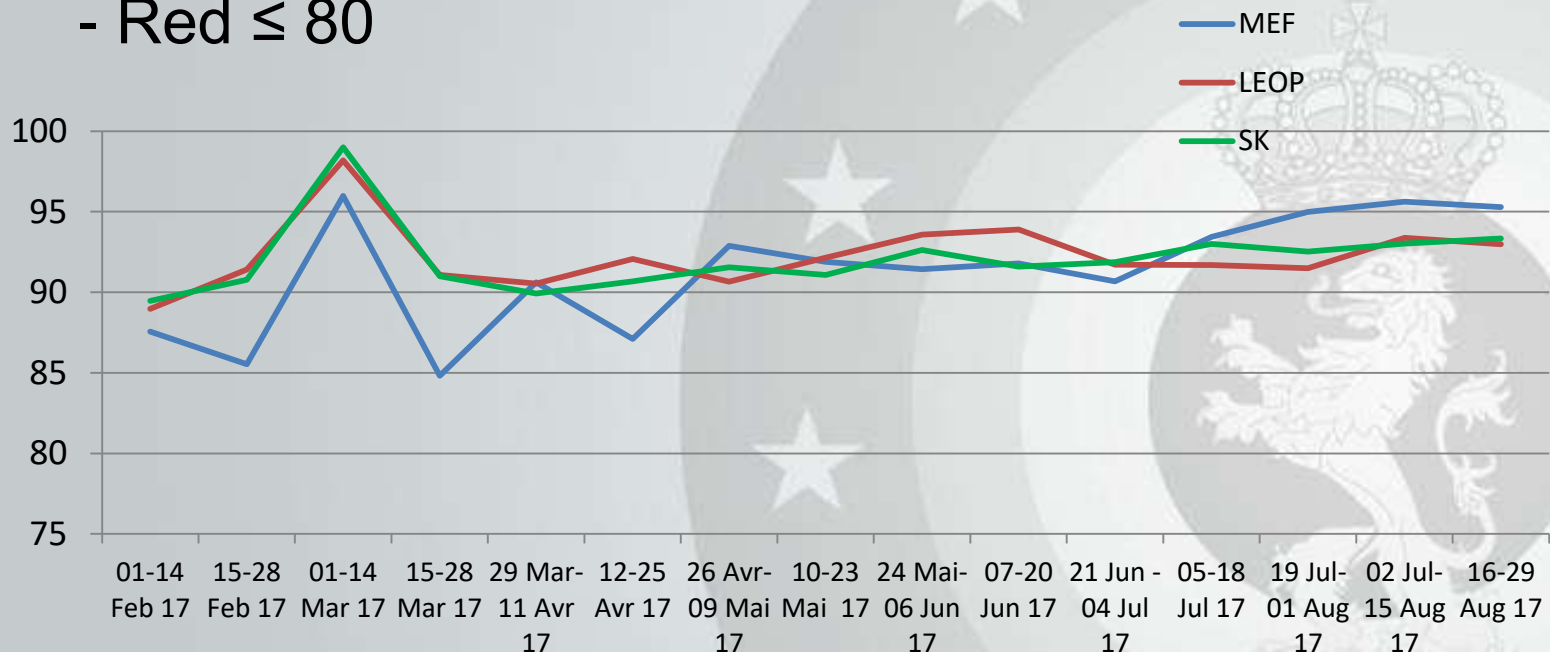


.be

.be

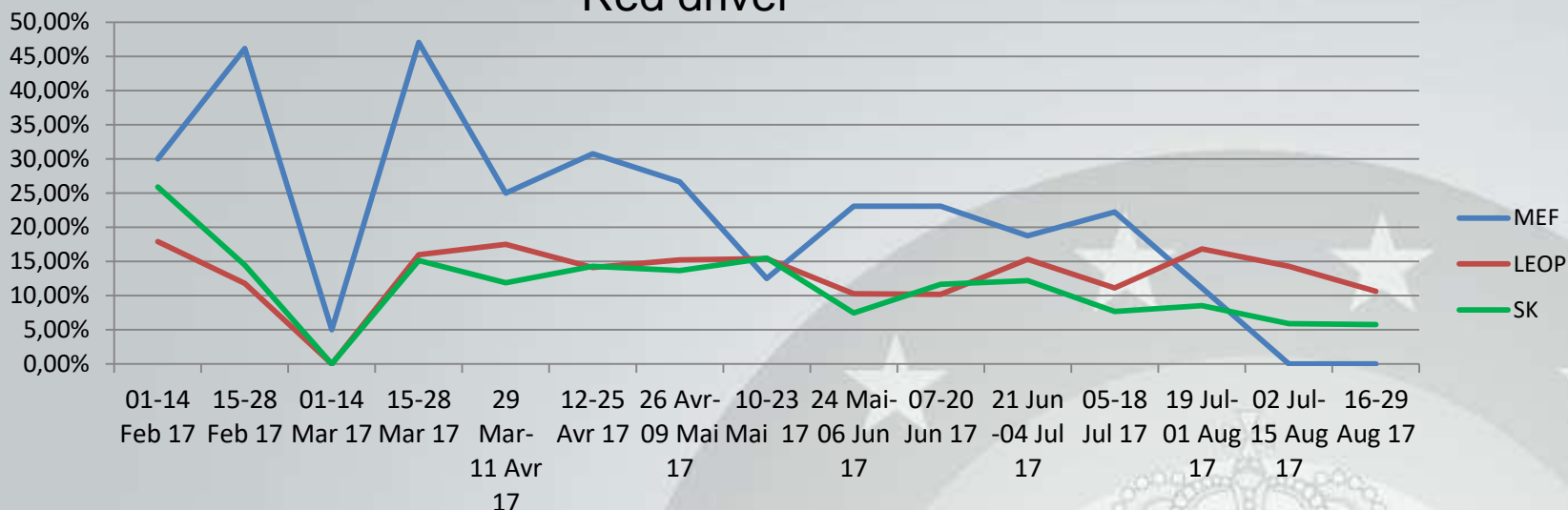
SMART-Project

- Driving score = sum of diverse parameters (based on driven kilometers)
- On 100 points :
 - Green ≥ 90
 - $90 > \text{Yellow} > 80$
 - Red ≤ 80

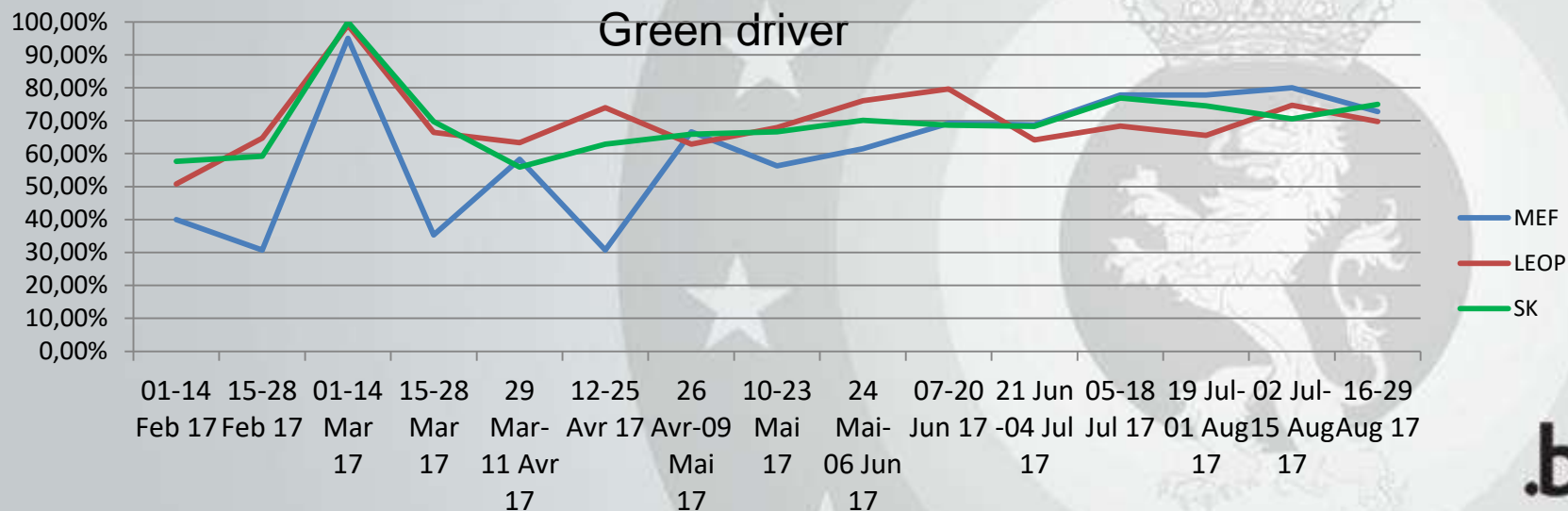


SMART-Project

Red driver



Green driver



SMART-Project

Safety Monitoring & Advice for Road Transport



MAJOR “INFRACTIONS” :

- 1. SPEEDING (Too fast)
- 2. IDDLING (Too long)
- 3. ACCELERATION (Abrupt)



Road safety is
from everyone !



**PRAISE AWARD
2016**

*Public Authority of the year for outstanding efforts
in managing work related road safety*

Belgium Defence



✉ : +ACOSOPSTRG-DIV-SP-MTCC-MIRS@mil.be

✉ : guy.colman@mil.be

☎ : +32-(0)2/441.70.90