




FORSVARET

For alt vi har. Og alt vi er.

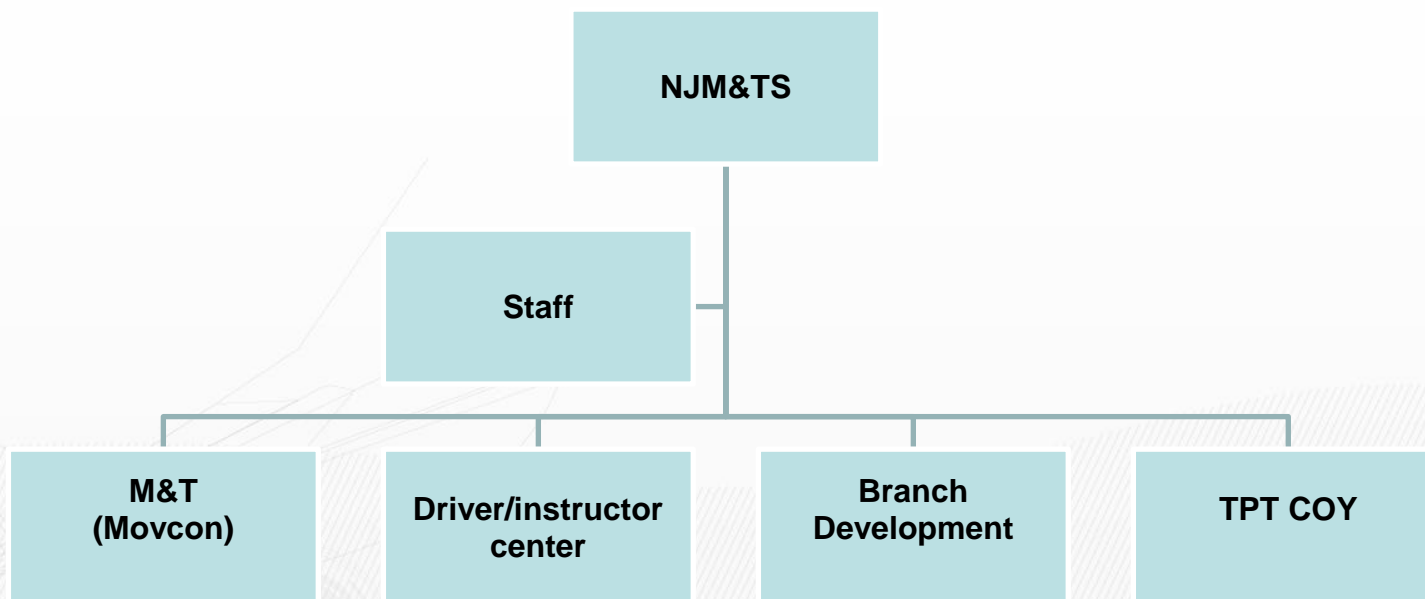
Regulation for military drivers/ instructors
and road safety

Maj Frode Grønningsæter Norwegian Joint Movement & Transportation School
September. 2015

Agenda

- How to select drivers
 - How to select instructors
 - Certification
 - Training
 - Drivers monitoring
 - Drivers evaluation
- 

Norwegian Joint Movement and Transportation School



Challenges in the Norwegian Armed Forces

- Young and inexperienced drivers
- Short period of time between end of drivers education and military service
- Winter time driving / road conditions
- Narrow and poor roads
- Old vehicles
- Vehicles with reduced/limited drivers sight

Selection of drivers

- Conscripts apply for driver positions.
- Some units have tests
- Employed personell, after positions



Selection of instructors

- Apply for courses
- Ordered to courses
- Correct civilian driver licence
- Correct military driver licence
- Experience (at least one year)

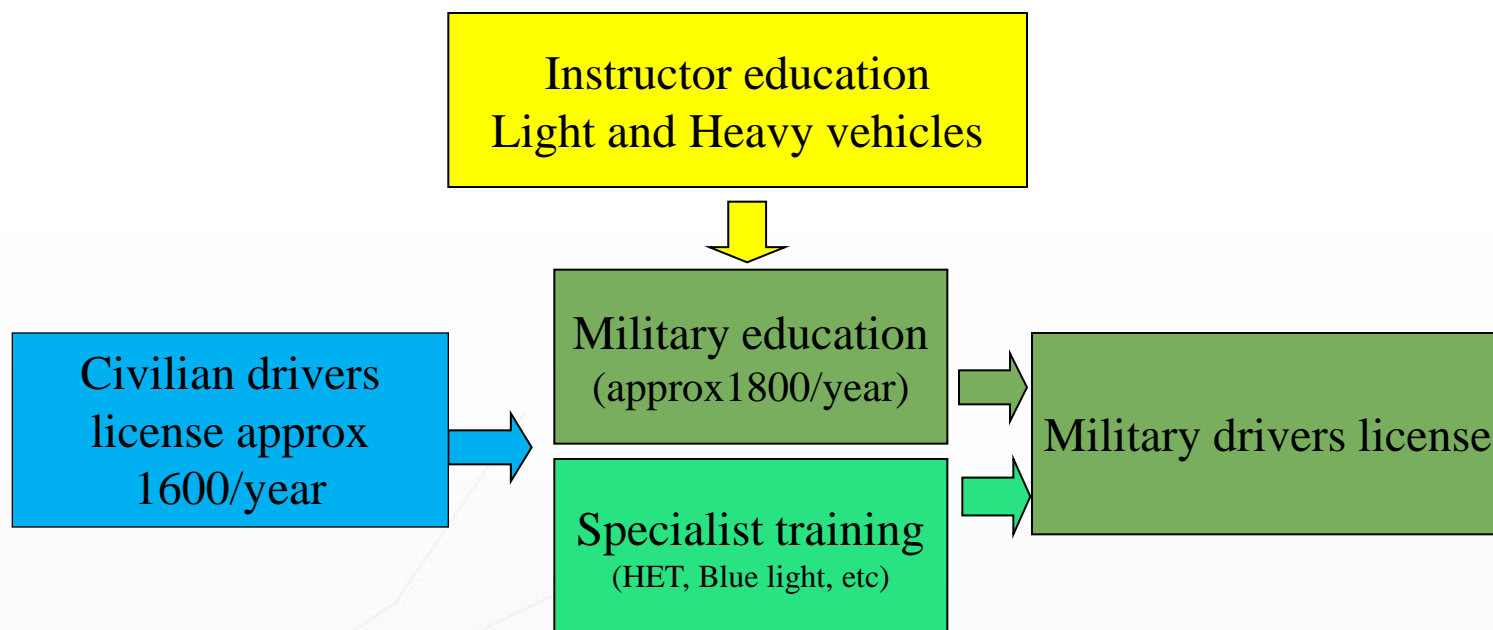
Driver courses

- Light utility vehicle (1 week)
- Heavy military vehicle (1 week)
- HET (3 weeks)
- Hooklifter (4 days)
- Blue light (2 weeks)
- Oversnow vehicle (2 weeks)
- ATV (1 week)
- Snowmobile (1 week)
- Various specialist courses
(IVECO, DINGO, LC etc)

Instructor courses

- Light utility vehicle (2 weeks)
- Heavy military vehicle (2 weeks)
- Oversnow vehicle (2 weeks)
- ATV (1 week)
- Snowmobile (1 week)

Driver education in the AF



Drivers culture

- Care, report any unlawful or dangerous driving
- Use any opportunity to discuss road safety
- Ad road safety in all risk assessments
- Discuss near accidents in order to avoid these in the future
- Be an example!

Types of damage Norwegian Armed Forces

Statistics show that most of the accidents are caused by miscalculations and accidental damage







Q & A



